



ASSEMBLY INSTRUCTION

SH2231-9 CHEST

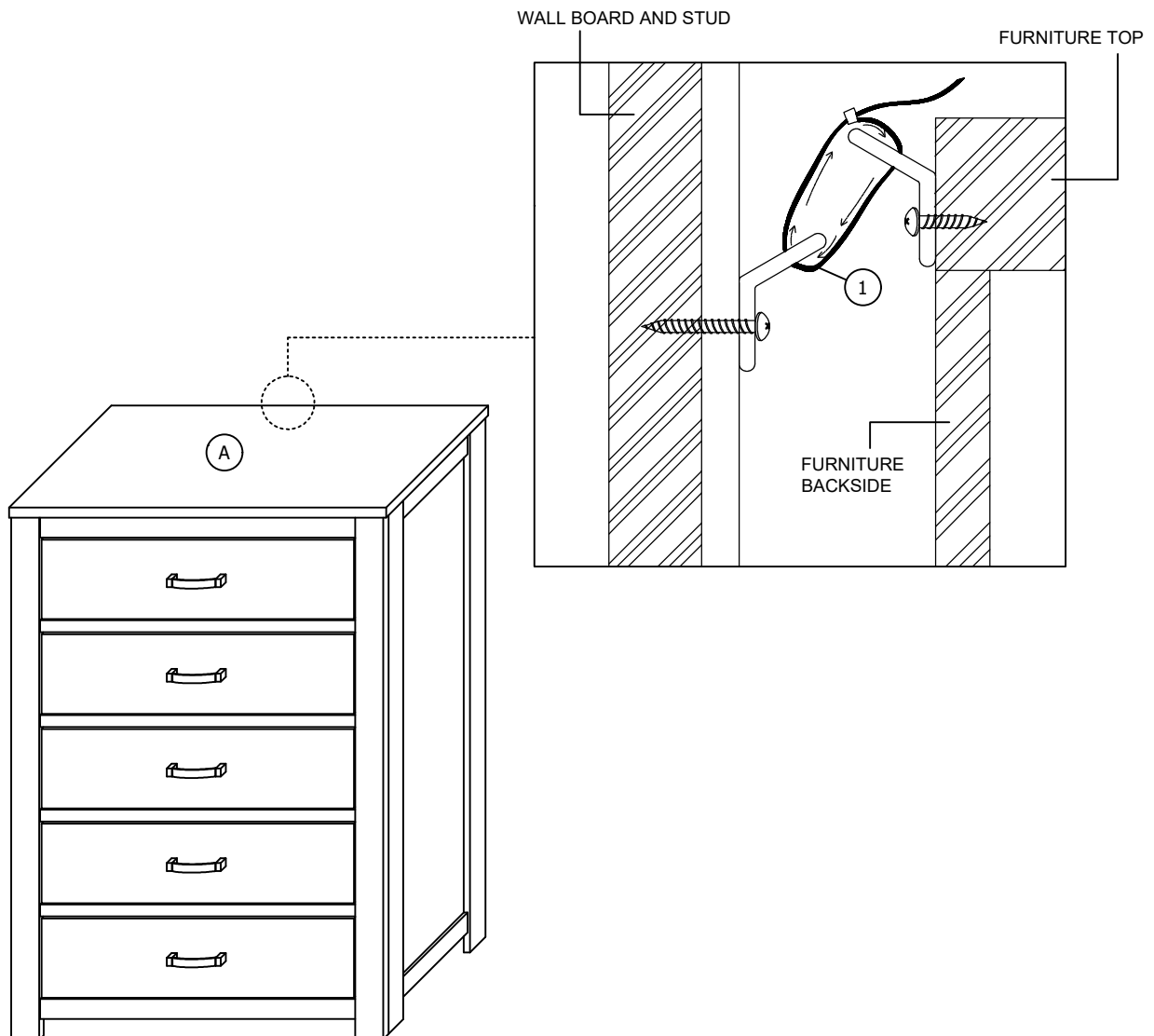
Thank you for purchasing this product. Please take time to read and follow the instructions below. Check that you have all parts and hardware before assembly. Parts apparently missing are often found in the packing materials. If you do not have all the parts listed, have your dealer contact us and they will be sent to you immediately.

It is recommended to install protective pads under all legs and supports to avoid damage or scratches when placing furniture on a wood floor or other hard surface, and to limit indentation and prevent discoloration if placing on carpet.

PARTS LIST			
ITEM	DESCRIPTION	SKETCH	QTY
A	CHEST		1 PC

HARDWARES LIST			
ITEM	DESCRIPTION	SKETCH	QTY
1	TIPPING RESTRAINT (Packed in SH2231-9 for assembly)		1 PC

STEP 1



ASSEMBLY COMPLETED

MADE IN MALAYSIA

**DO NOT TIGHTEN BOLTS UNTIL COMPLETELY ASSEMBLED